

Researching Travel Online

Learn how to use the internet to get inspired to travel, and research your next amazing holiday.

How the internet can help

You can use the internet for almost every aspect of travel, from researching, to booking, even for electronic tickets and passports. You can:

- Use websites such as YouTube to search for videos of destinations and activities
- Visit Google Earth's huge collection of virtual tours
- Use travel sites such as Lonely Planet or TripAdvisor, to help you find the perfect destination, tour, or event
- Create a free account on a travel website to review your past trips, post a photo and rank your experience out of five stars.



The internet can help you research, book and pay for travel

Websites that offer free accounts usually sell your personal details to advertisers and other sites. Always be aware of what details you are giving these sites, and what you are comfortable with sharing.



Use the internet to book and pay

You can use your mobile phone and the internet to book and pay for:

- Plane tickets
- Accommodation
- Some meals
- Tours and local events
- Travel insurance
- Some medical needs
- And much more!

Researching Travel Online

Use the internet to find out important information for travelling


The internet is a valuable resource for:

- Travel advisories
- Government travel warnings or recommendations
- Passport information (such as visa requirements)
- Medical alerts (such as COVID-19 lockdowns).

Keep important travel documents online

You can use your mobile device or your cloud storage to store and access digital copies of important documents, such as:

- Your itinerary
- Contact details for your travel agent
- Your medical information
- Information about your travel insurance, such as policy number and emergency contact details
- Boarding passes for your next flight.




Store travel documents in the cloud or on your phone for easy access while travelling

Sharing your trip as you go

You can use social media websites and the cloud to share photos and notes about your trip. If you take a photo on your mobile phone while on holiday, you can share it almost instantly with friends and family back home.

Only share photos of your travels on social media once you're back home. Sharing photos while you're away can alert others that your house is vacant.



Researching Travel Online

Use the internet to get around

Your mobile device and an app such as Google Maps can help you navigate in a foreign city, and let you see recommendations for things to see and do. There are also apps that allow you to translate foreign languages and signage, using your mobile device.

Getting inspired

There are so many travel options available, it can be difficult to make a choice. Start with a simple idea and use the internet to find out more.

How YouTube can give you inspiration

To visit YouTube, type **<https://www.youtube.com>** into the search bar of your browser.

You can search for anything, from cities to specific ideas. Try typing in **indigenous tours** and see what comes up!


You will also see a list of recommended videos to the right of your search results. You can watch some of these to get more ideas.



YouTube can be a great source of travel inspiration

Discovery with Google Earth Search and Voyager

1. Type **<https://earth.google.com>** into your browser's search bar. Then click the **Launch Earth** button in the top right.
2. From the menu on the left, click the **Search** icon, which looks like magnifying glass.
3. Under **Featured in Google Earth**, click the blue text that says **More in Voyager**.



Google Earth can provide lots of ideas for places to visit

Getting ideas from official tourism sites and social media

Most countries have an official tourism website. These prioritise safe travel and show important information and alerts at the top of screen. For example, New

Researching Travel Online

Zealand's official tourism site is at <https://newzealand.com/au>. This is a special version of the site for Australian visitors and provides information specifically for Aussie travellers, such as how to travel to NZ without having to go through quarantine.

Check your social media to see where your friends and family have been recently to get some great new ideas from their photos and videos.

Search for official social media pages for destinations or tourism companies, too.

Choosing a destination

Here are some internet resources that help you get more specific about your destination, and find important information, such as seasonal events, visas, and health and security warnings.

Smart Traveller

<https://smartraveller.gov.au>

The Australian Government's Smart Traveller includes all the important information you need to travel safely in all countries and regions of the world.

Lonely Planet

<https://lonelyplanet.com>

Lonely Planet focuses on articles about trips and destinations, for when you want to get a feel for a destination from a professional writer. You can also see reviews from other travellers here.

Airline sites

<https://qantas.com>, <https://airnewzealand.com/au>

Many airlines have a similar service to TripAdvisor and Lonely Planet, where you can search for destinations. For example, at the Qantas website, choose **Destinations** from the top menu to see ideas and reviews.



Use the trips of friends and family for ideas about where to go



Specialist websites provide a wealth of travel information plus reviews from travellers


Researching Travel Online

Searching for more than just destinations

Most travel sites also have lots more information too, such as:

- Details of seasonal events
- The best times of year to travel
- What to look out for outside tourist areas
- When the off-season is for your destination
- When to travel to avoid crowds
- Times when accommodation is cheaper.

Government tourism sites prioritise safe travel, and usually include important information and advice at the top of the screen.



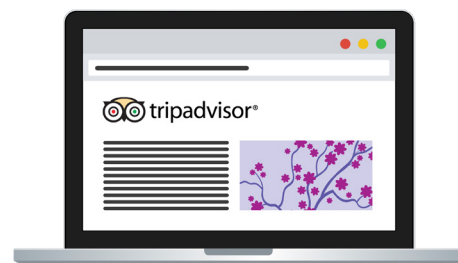
Travel websites can also give you information about things you need, in order to travel safely. These include:

- Medical information
- Health warnings
- Information about visas
- Other travel requirements.

Read reviews from other travellers

One of the best features of travel research websites is that other users are allowed to post reviews of destinations, tours, accommodation... just about everything!

By creating a free account, users can write a few words and rate a destination or tour, usually out of five stars.



Travel sites help with information about when to travel, and what you'll need

Researching Travel Online

Get information about scams

Scams are an unfortunate reality of travel. Government tourism sites and websites such as TripAdvisor and Lonely Planet can include information on common scams and how to avoid them.

You can learn about everything from fake tours (that just take your money) to how to deal with beggars and touts, just by using the search function on these sites.

Finding important information

It's easy to get overwhelmed by everything you need to remember when travelling. But don't worry! The internet and your mobile device or computer keep important details close to hand, so you can travel safely and securely.

COVID-19 information

<https://smartraveller.gov.au>

At the top of the Smart Traveller website, you'll see a red bar with links to COVID-19 information. Click or tap on the links to see the information.

You can also use the website's search feature to enter the name of a destination. For example, you could enter **Paris**. The results will include France, and if travel is not allowed, a red bar will appear saying **Do Not Travel**.

Health and medical services

<https://smartraveller.gov.au/before-you-go/health>

This section of the Smart Traveller website shows lots of information on how to travel with a disability, infectious diseases you need to be aware of, getting medical assistance overseas, and much more.



Be aware of common travel scams



Find government travel advice at the Smart Traveller website

Researching Travel Online

Information about medicines

<https://tga.gov.au/leaving-australia>

When you travel overseas, you might need to take prescription medicines that may be restricted for use in other countries.

The Therapeutic Goods Administration (TGA) website outlines the things you need to do to carry prescription medications out of Australia.

Financial matters

It's important to visit your bank's home page to find information about travelling overseas, including fees and charges for using ATMs or your credit card overseas.

You can also call your bank or credit card provider to ask about security options while travelling.

Keeping a virtual scrapbook

Researching and planning a trip means keeping track of lots of research, information, website addresses, video links and more.


One way to keep all this information organised, is to save it as you go.

Backing up to the cloud, and saving to your mobile

If you back up your **My Trip** folder to the cloud, you can access it from any device with an internet connection, from anywhere in the world.

Some web searches will end with an option to view or download a portable document file, or PDF. Create a folder on your computer or mobile device to save these PDFs.

You can bookmark, save, and back up files, websites, PDFs and more, using your mobile phone and tablet. The steps are a little different to how you'd do it on your computer, but it works in a similar way.



Back up important travel documents to your device and the cloud